



6API SERIES

SINGLE PHASE
THERMAL OVERLOAD PROTECTOR (TOP)
SWITCHES

PRODUCT OVERVIEW

"Krishna" 6API automotive motor protector switches are developed for wide temperature and current range applications which provides consistent performance and good reliability. It works as a sensitive power cut out to protect broad range of applications. The operating principle is simple and effective. The protector works on the basis of current passing through it and heat received from ambient temperature. The electric circuit breaks open when disc temperature reaches to a specified preset temperature and it resets automatically when device cools down to specified safe temperature.

KEY FEATURES

- ◇ Inbuilt heater to provide better current sensitivity
- ◇ Available with variety of terminal configuration for easy mounting & handling.
- ◇ Miniature in Size.
- ◇ Customised coding and colour of coding tape can be provided.
- ◇ Positive Snap action disc for contact break & make.
- ◇ Auto reset type.
- ◇ Wide range of current and temperature settings for maximum design flexibility.
- ◇ Temperature settings as per customer's specifications.
- ◇ Opening (cut off) temperature is constant within $\pm 5^\circ \text{C}$.
- ◇ Wide selection of lead wire and insulating sleeves.
- ◇ Cadmium free contacts

USAGES

"Krishna" 6API (TOP) switches are used to provide safety to a wide range of automotive application with various temperature and current. Some typical applications are:

- ◇ Window Lift Motor
- ◇ Adjuster Motor
- ◇ And various applications
- ◇ Wiper Motor
- ◇ Door Locks

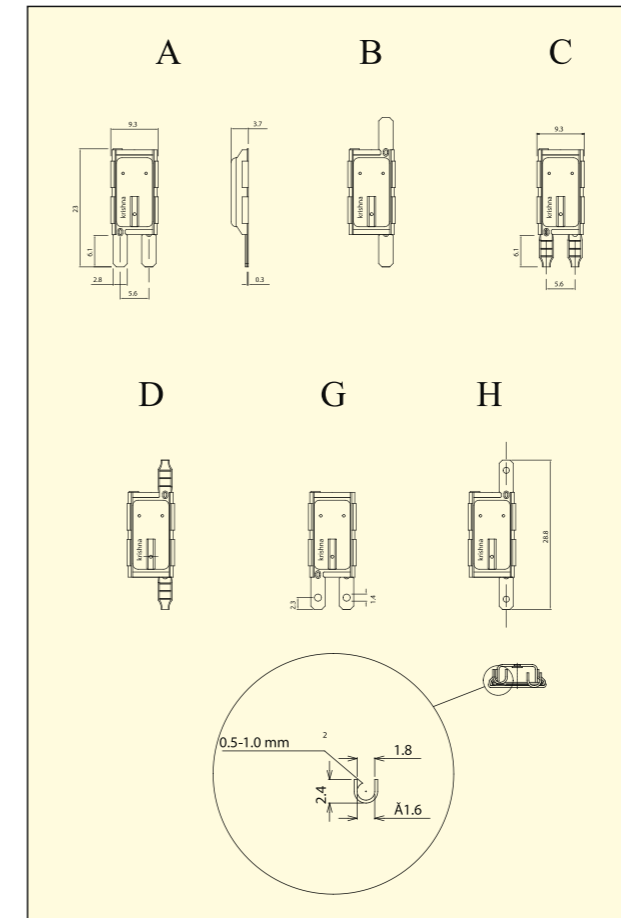
QUALITY

"Krishna" 6API (TOP) switches are automatically assembled, calibrated and rigorously tested in modern, custom designed computerized test equipments with the applications of Statistical Quality Control (SQC) system.

AUTOMOTIVE ELECTRICAL PROTECTION

THE ETERNAL GUARDIAN FOR MOTOR PROTECTION

Dimensions (mm) Terminal configurations

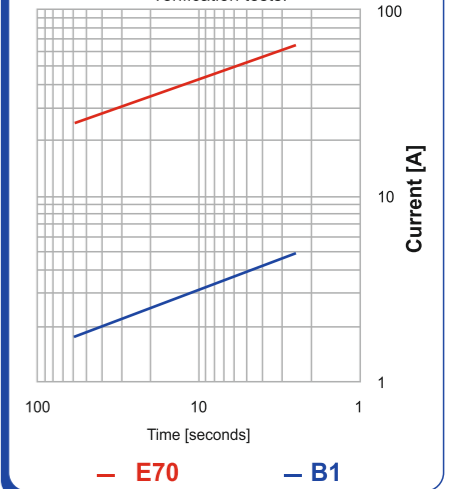


SPECIFICATIONS

Standard Opening Temperature Range	100 °C to 170 °C
Tolerance on Open Temperature	$\pm 5^\circ \text{C}$
Peak Temperature (5 min.)	200 °C
Time Check T-ambient 25 °C	4 to 10 seconds depending on current level
Max. ambient temperature	T-open +20 °C
Contact rating	30A / 15 VDC / 30000 cycles 15A / 30 VDC / 30000 cycles

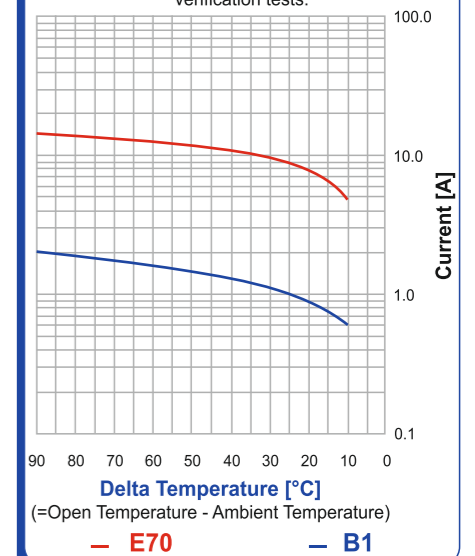
Average First Cycle Tripping Time vs. Current (ambient is 25 °C)

Approx. to be used for selecting samples for verification tests.



Ultimate Trip Current vs. Ambient Temperature (non-circulating air)

Approx. to be used for selecting samples for verification tests.



Shree Krishna Controls Pvt. Ltd. (SKCPL) provides customer assistance in varied technical areas. Since SKCPL does not possess full access to data concerning all of the uses and application of customer's products, no responsibility is assumed by SKCPL neither for customer product design nor for any infringements of patents or right of other which may result from SKCPL assistance / products. Due to our ongoing research products are updated and hence the above specifications are subject to changes without prior notice.